SINCE 1993

ECHOSON

ULTRASOUND SCANNERS

ALBIT DUPLEX Doppler

MULTI-APPLICATION ULTRASOUND SCANNER



ALBIT

ULTRASOUND WHICH WILL AMAZE YOU…

ECHOSON

ALBIT - easy-to-use, applicative and operative ultrasound scanner for general diagnostic applications such as GP, OB-Gyn, Urology, Pediatric and specific diagnostic applications such as Colorectal - ERUS, prostate Bi-Plane TRUS, Anesthesia, Vascular Surgery, Musculoskeletal and Orthopedics.

PARTICULAR FEATURES:

- **User friendly multi-mode interface** via touch-screen menu or/and operative keyboard, intuitive, quick and easy operation, full HD 15,6" monitor
- **Remote operation controller** enables to operate device from a distance and control basic and most often used functions (programmable)
- **Duplex Color Doppler** (CF), Power Doppler (PF) and Pulsed Wave (PW) functions as the extension and support for classic 2D mode
- **Multi-Modus** Measurements performed by touching particular points on image, classic - by track-ball and grid estimation.
- **Modular ergonomic** arrangements trolley (bedside), portable, on-table, wall or ceiling month
- **Operational touch-pen, stylus** can be used to control scanner, even with "dirty" hands /covered with gel or blood/, hygienic separation

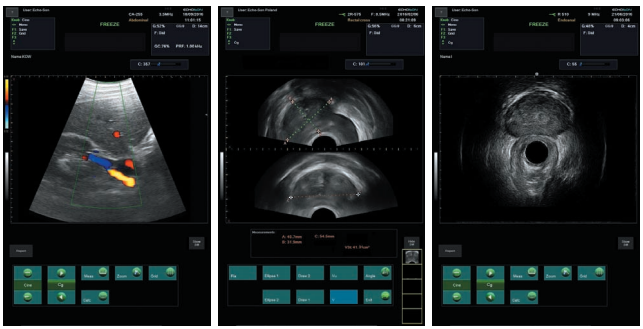

Modular system - full set version

Modular system - on-table version

MULTI-FREQUENCY PROBES

linear:
LA-510 / L40 (5,0~17,0 MHz)

convex:
CA-255 / R60 (2,5~5,0 MHz)

convex:
CA-409 / R13 (4,0~10,0 MHz)

micro-convex endovaginal:
CV-580 / R13 (5,0~10,0 MHz)



transrectal bi-plane:
2R-575 / R11 (5,0~7,5 MHz)

anorectal 360°:
R-510 / R8 (5,0~12,0 MHz)

APPLICATION BAZAAR

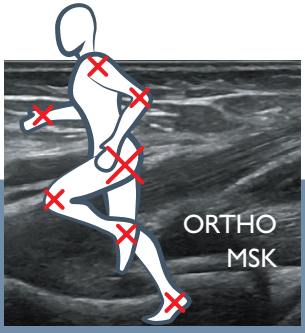

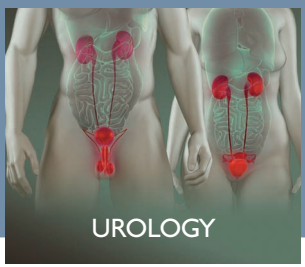

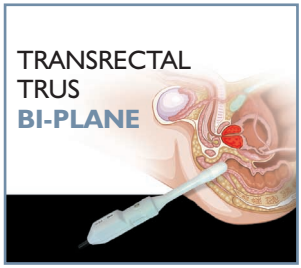

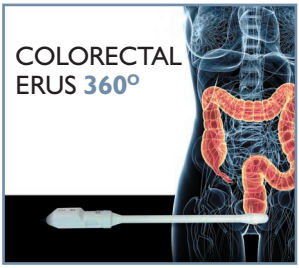

ECHOSON

+ 48 81 886 36 13
export@echoson.eu
www.echoson.eu

ECHO-SON reserves the right to change design and specification without notice. All rights reserved.

European Funds
Smart Growth

Polska

European Union
European Regional
Development Fund